

Aldi Site Requirements

Minimum 1.5 acre, ideally 2 acre, site to accommodate a 18,500 sq ft (GIA) unit

100 - 120 dedicated parking spaces

Prominent main road frontage with good visibility

Conversion/refurbishment of existing units

Freehold, leasehold or long leasehold

Town centre or edge of centre

Retail Parks



Aldi - Sites Required In East Anglia

Bedfordshire

Bedford
Biggleswade (resite)
Flitwick - under offer

Cambridgeshire

Cambridge - south
March
Mildenhall
Peterborough

Essex

Basildon
Billericay
Braintree - under offer
Brentwood
Canvey Island
Colchester (resite)
Corringham
Chelmsford
Epping
Great Dunmow
Harlow - 2nd store
Hockley
Leigh on Sea
Rayleigh
Rochford
Shenfield
Shoeburyness
Southend on Sea
South Woodham Ferrers
Stanford Le Hope
Tilbury

Hertfordshire

Broxbourne
Cheshunt
Harpenden
Hatfield (resite)
Hitchin
London Colney
Potters Bar
St Albans - 2nd store
Stevenage - 2nd store
Waltham Abbey
Waltham Cross
Ware



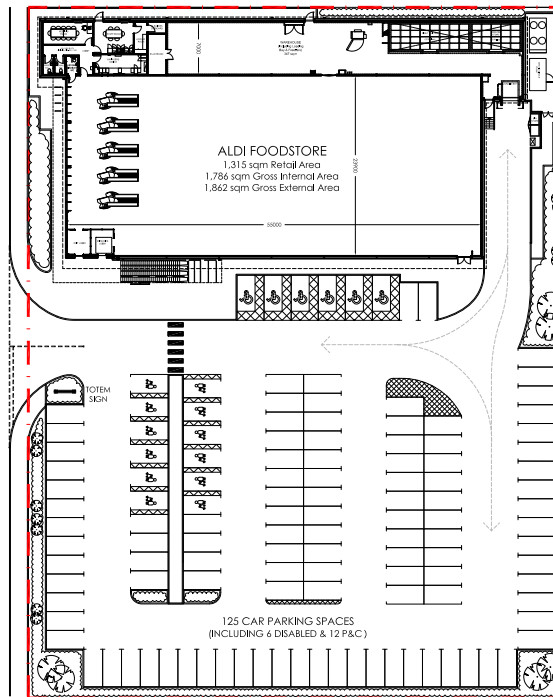
Norfolk

Attleborough
Cromer
Downham Market
Great Yarmouth - resite
Harleston
Kings Lynn
Norwich
Sheringham
Swaffham
Wymondham

Suffolk

Beccles
Bungay
Halesworth
Ipswich
Saxmundham
Sudbury (resite)

Standard Store Layout



For further information or to discuss a potential opportunity, please contact:

Neil Perrin

MP Real Estate

Tel: 01223 755110

Mobile: 07539 582582

Email: nperrin@mprealestate.co.uk

Website: www.mprealestate.co.uk